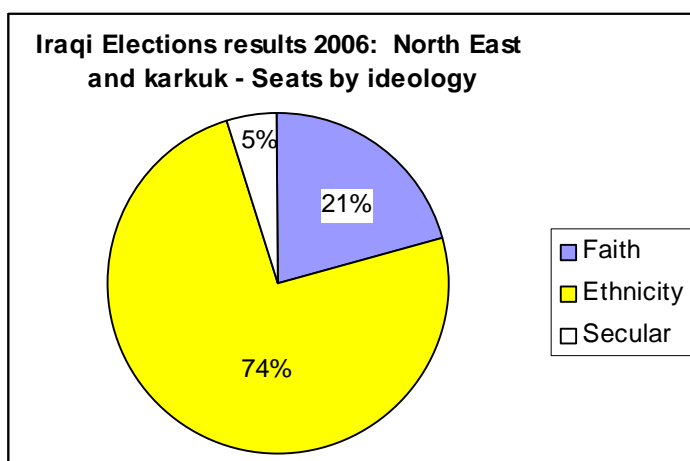


Iraqi General Elections Results 2006 – Distribution of Seats by Ideology by Region

Compiled by Dr I K Jalili, Stamford, UK – 21 December 2006

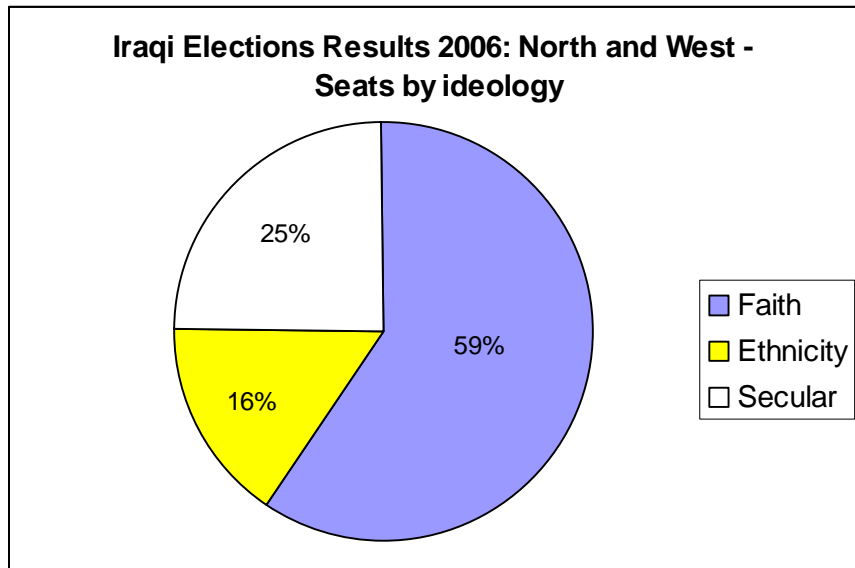
Governorate	List Name	Seats	%
North East and Karkuk			
Faith	The Kurdistan Islamic Union	8	
	The Iraqi Accord Front	1	
	subtotal	9	20.9
Ethnicity	The Kurdish Alliance	31	
	The Iraqi Turkuman Front	1	
	subtotal	32	74.4
Secular	The Iraqi Front for National Dialogue	1	
	Reconciliation and Liberation Bloc	1	
	subtotal	2	4.7
Total		43	100.0



North/ West (Mosul, Tikrit, Alanbar, Diyala)

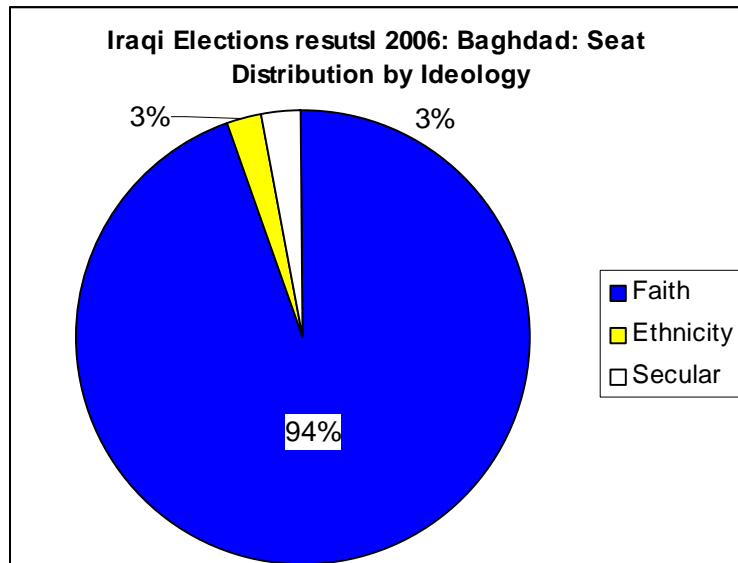
Faith	The United Iraqi Alliance	5	
	The Iraqi Accord Front	21	
	subtotal	26	59.1
Ethnicity	(Essentially non arabs)		
	The Kurdish Alliance	6	

	Al-Yediyah Movement for Reform and Progress	1	
		7	15.9
Secular	The Iraqi Front for National Dialogue	7	
	The Iraqi National List	4	
	subtotal	11	25.0
	Total	44	100.0



Baghdad

Faith	The United Iraqi Alliance	34	
	The Iraqi Accord Front	13	
	Al-Risaliyyun	1	
	subtotal	35	76.1
Ethnicity	The Kurdish Alliance	1	
	subtotal	1	2.2
Secular	The Mithal Al-Aloosi List for Iraqi Nation	1	
	The Iraqi Front for National Dialogue	1	
	The Iraqi National List	8	
	subtotal	10	21.7
	Total	46	100.0



South

Faith	The United Iraqi Alliance	70	
	The Iraqi Accord Front	2	
	subtotal	72	87.8
Ethnicity		0	0.0
Secular	The Iraqi National List	10	12.2
	Total	82	100.0

